



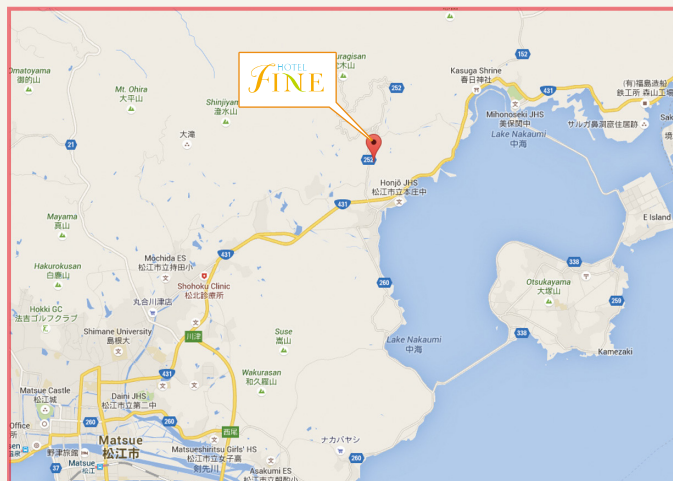




Branch Name	Fine Matsue				
Address	806-2, Oucho, Matsue-shi, Shimane, 690-1115				
Telephone	Tel. 0852-34-0928    Fax. 0852-34-9006				
Homepage	<a href="http://www.hotel-fine.co.jp/hotel/f-matsue/">http://www.hotel-fine.co.jp/hotel/f-matsue/</a>				
Access	 From Nearby Station: JR Sanin Main Line Matsue Station		●By taxi: 22 mins to the hotel. Cost: 3,600 yen.		
	 From Okayama Station		●By JR Sanyo Main Line, Hakubi Line, Sanin Main Line: Get on the JR Limited express train Yakumo to Matsue Station. Traveling for 158 mins. Cost: 6,030 yen.		
	 From Yonago Kitaro Airport		●By Airport Shuttle Bus: 45 mins to Matsue Station Bus Stop. Cost: 990 yen.		
	 By Car		Refer to the web site below. From Okayama <a href="https://goo.gl/maps/d07un">https://goo.gl/maps/d07un</a> ※Taxi fee are approximate.		
Lodging Facilities	Total guest rooms : 21 Parking lot : 22 To lodge : Stay overnight, day use				
Hotel Services	24 hour Front Desk, 24 hour Room Service, Complimentary High-Speed Wireless Internet, Hotel guests are entitled to free parking. We are pleased to assist you with your luggage handling and storage.				
Facility	•DVD player •Handy Massager •YUSEN	•LCD TV •Mini-Bar •KURUKURU Hair dryer	•Refrigerator •Dry Sauna	•Microwave ovens •Hydro System Bath	•Massage Chair •Bathroom television
Amenity (Free)	•Shampoo •Razor	•Conditioner •Comb	•Body soap •Shower Cap	•Hair Spray •Cosmetic	•Tooth Brush
Rental (Free)	•Hair dryer •Video Game Machine (Play Station, Wii, Others)	•Steamer	•Organization Composition	•Aroma diffuser	
Guest Room	All Double Rooms   ※including tax and service charge.				
	Room Category	Floor Space	Bed Size	Lodging charges	
	Superior	35㎡	King(1820 × 2090)	¥7,500～	
	Standard	22～25㎡	Queen(1640 × 2090)	¥5,800～	

## Access Map



▲ Exterior

▲ Superior Room